



Electronic Sensors, Inc.

LS Series RF Point Level Switches

DESCRIPTION

These are excellent general purpose level control devices. They can sense all liquids and the "difficult to measure" dry materials. The LS 2000 is cost effective for most applications. The LS 6000 offers higher probe temperatures/pressures, a second set of contacts and longer probes available. The LS 7000 offers even higher probe temperature range, an on board fuse and surge suppressor with built in on or off time delay. The time delay is used to ignore wave action in a tank or control a pump using a single probe.

OPERATION

The probes use a radio frequency balanced impedance bridge to detect the presence or absence of a product. Upon contact with the product, the probe's frequency is altered therefore signifying the presence of the product. This technique provides the ability to ignore significant product build-up on the probe and is very stable over a wide temperature range, thus eliminating the need for seasonal recalibration.

SPECIFICATIONS

Electrical	LS 2000	LS 6000	LS 7000
Power	120 VAC (±15%) 60 Hz, 2 watts Std. (24 VDC optional)	115 VAC (±15%), 50/60 Hz, 2 watts – Standard (12 VDC, 24 VDC, or 230 VAC optional)	
Output	1 Form C contact spdt relay 10 A resistive @125VAC	2 Form C Contacts, DPDT Relay, 5 A Resistive @125, 230 VAC; 30 VDC	
On-Board Fuse	N/A	N/A	0.5 A
Selectable Failsafe	High or Low Level		
Time Delay	N/A	N/A	Select: On or Off Delay Adjust: 1/8 Sec – 2Hrs
RF Frequency	1.3 MHz (approx)	1.3 MHz (approx)	1.3 MHz (approx)
Mechanical	LS 2000	LS 6000	LS 7000
Vessel Entry	3/4" NPT	1" NPT	1" NPT
Conduit Entry	3/4" NPT	1" NPT	1" NPT
Probe	1/2" dia. 316 Stainless Steel	1/2" Dia. Stainless Steel Std (Halar/Other Coatings Avail.)	
Probe Length Range	10" to 48"	10" to 170" for 316 SS or 10" to 96" for Halar Coated	
Insulator	UHMWPE	Delrin	Teflon
Housing	Explosion Proof, Copper Free, Cast Aluminum		
Environmental	LS 2000	LS 6000	LS 7000
Hazardous Area	Class I, Group C, D; Class II, Group E, F, G; Class III	Class I, Group D; Class II, Group E, F, G	
Temp.: Electronics	-30°F to 170°F	-40°F to 185°F	-40°F to 185°F
Temp.: Probe	-30°F to 180°F	-30°F to 250°F	-30°F to 450°F
Pressure: Probe	250 psi @ 75°F	1500 psi @ 75°F (Higher on Request)	
Specifications Subject to Change Without Notice			

Electronic Sensors, Inc.

2063 S Edwards St
Wichita, KS 67213

Rev 1009

Phone: 316-267-2807

Toll Free: 800-886-2511

Fax: 316-267-2819

Email: leveldevil@leveldevil.com

Home Page: www.leveldevil.com

Level Devil
Bulk Inventory Management Systems

LS Series RF Point Level Switch

HOW TO ORDER

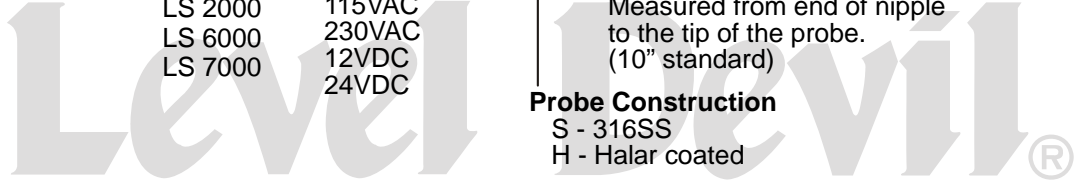
LS X000- XXXXXX X XX

Model No.
 LS 2000
 LS 6000
 LS 7000

Supply Voltage
 115VAC
 230VAC
 12VDC
 24VDC

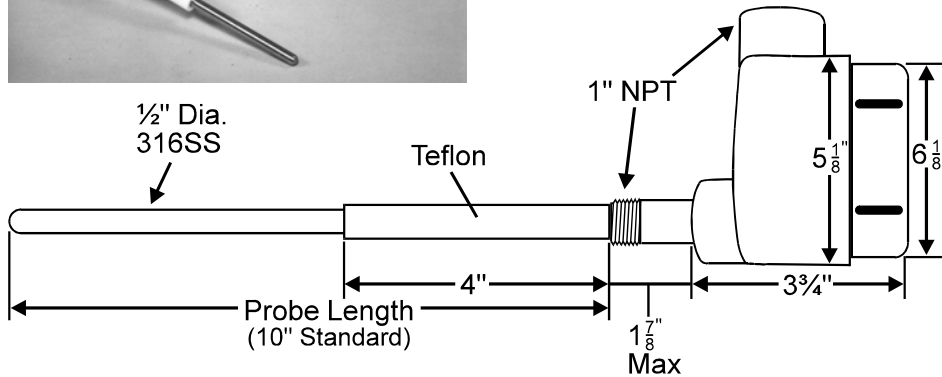

Probe Length (Inches) *
 Measured from end of nipple
 to the tip of the probe.
 (10" standard)

Probe Construction
 S - 316SS
 H - Halar coated



* Custom length units are not returnable.
 * Must be between 10" and 170" for 316SS and between 10" and 96" for Halar.

DIMENSIONS



LS7000 shown above.

Your Area Representative:

Electronic Sensors, Inc.
 2063 S Edwards St • Wichita, KS 67213
 Phone: 316-267-2807 • Fax: 316-267-2819
 Toll Free: 800-886-2511
 Email: leveldevil@leveldevil.com
 Home Page: www.leveldevil.com

